

BEAN•e•doo® Mastic Remover

Made from 100% American Grown Soybeans

Safe Environmentally Friendly Mastic Remover

Green Certified


The
Soy
People

Non-Global Warming

Franmar Chemical



Remove asbestos mastic!



Remove carpet and
tile mastics!

Easy clean-up process!



Absorb with
Commercial Absorbent



Mop with Emerge™



Ready to Resurface!

No More Grinding!

No Dust • No Odor • Less than 3% VOC

"BEAN•e•doo® did the trick for us, with almost a 300% cost savings."

U.S. Postal Service



FRANMAR

Chemical®

1-800-538-5069

www.franmar.com

Capitol Concrete Solutions
7520 P Fullerton Road
Springfield, Virginia 22153
(703) 440-4067



Product Data

Revised 3/01/2006

BEAN•e•doo®

Mastic Remover

Product Description

Easy to apply and even easier to remove and dispose of (land-fill friendly). 100% biodegradable, non-toxic and non-caustic - makes negative air, or other special equipment unnecessary. Very economical. Low evaporative rate allows it to continue to work for up to 24 hours. Allowing it to do the work saves labor. LESS LABOR = MORE PROFIT! After extensive testing, a U.S. Postal Authority said, "BEAN•e•doo® does the trick, with money savings of almost 300%. Furthermore, it is unusual for only one product to meet all the criteria of the U.S. Postal Service."

Application

Pour BEAN•e•doo® Mastic Remover undiluted directly to the substrate. Use a long handled brush or broom to ensure BEAN•e•doo® at least covers all trowel ridges. Allow BEAN•e•doo® Mastic Remover to sit until mastic softens (generally 45-60 minutes for asbestos mastic. Dwell time for vinyl and acrylic mastics are longer, in some cases up to 4 hours.) After mastic has softened, remove with a long handled scraper or squeegee. Mop surface with water and let dry before applying new mastic or coating. In all cases, care should be taken not to over saturate the floor by using too much water. Rotary floor machines are not recommended for cleanup unless an area has been tested first. (see BEAN•e•doo® Mastic Remover Tip Sheet for more detailed instructions)


For porous and/or cracked substrates, use a commercial absorbent to help in pick up of mastic residue. Use a degreasing agent such as Franmar Chemical's EMERGE™ when mopping surface.

Testing surface for residue after floor has been mopped: Apply water to various small spots on the substrate. If water turns cloudy white, it indicates there is BEAN•e•doo® Mastic Remover on the surface. Remop using a degreaser is recommended. Then retest.

BEAN•e•doo® Mastic Remover is not recommended for use on wood surfaces. Using BEAN•e•doo® might slightly darken a concrete surface.

Properties

- Flash Point: Above 425°F
- pH Level: 6.65 pH of 1/10 wt/wt solution in soft water.
- Vapor Pressure: Less than 1 mmHg at 72°F
- Odor: Light odor
- Conditions to avoid: Strong oxidizing agents, rags soaked with other solvents or chemicals.
- Health Hazards: None known
- Packaged: Quart, Gallon, Five Gallon, 55 Gallon Drum
- Area Coverage: up to 200 sq. ft. per gallon
- Volatile Organic Compounds (VOC) less than 3%




Usage Tips:

Do not exceed the recommended coverage. Applying too much BEAN•e•doo® does not increase removal time, but does contribute to impeding the complete removal of residue.

Some vinyl and latex mastics will require longer sit times before softening.

For thick mastics, reduce suggested sq. ft. coverage.

For best results for cleanup, remove mastic with long handled scraper, then use a commercial absorbent to ensure pick up of mastic residue. Next mop floor using Franmar's Emerge™ degreaser.


FRANMAR
Chemical®